

Scaled data based on original data using
LM-79-08 Approved Method: Electrical and Photometric Measurements of Solid-
State Lighting Products

Test Report Prepared for
Cooper Lighting Solutions
(formerly Eaton)

Brand: INVUE

Report Number: P671256

Luminaire Tested: **CCP-SA-2E-740-U-SL2**

Issue Date: 04/16/2023



Test Information

Test Method: LM-79-08
Report Number: P671256
Test Lab: INNOVATION CENTER(G1)
Issue Date: 04/16/2023
Manufacturer: COOPER LIGHTING SOLUTIONS (FORMERLY EATON)
Product Line: INVUE
Catalog Number: CCP-SA-2E-740-U-SL2
Description: INVUE CLEAR CURVE POLE MOUNT LIGHT SQUARE LUMINAIRE @1050mA w/ SL2 distribution lens
Light Source: (32) 4000K CCT, 70 CRI LEDS
Ballast/Driver: ELECTRONIC DRIVER

Summary

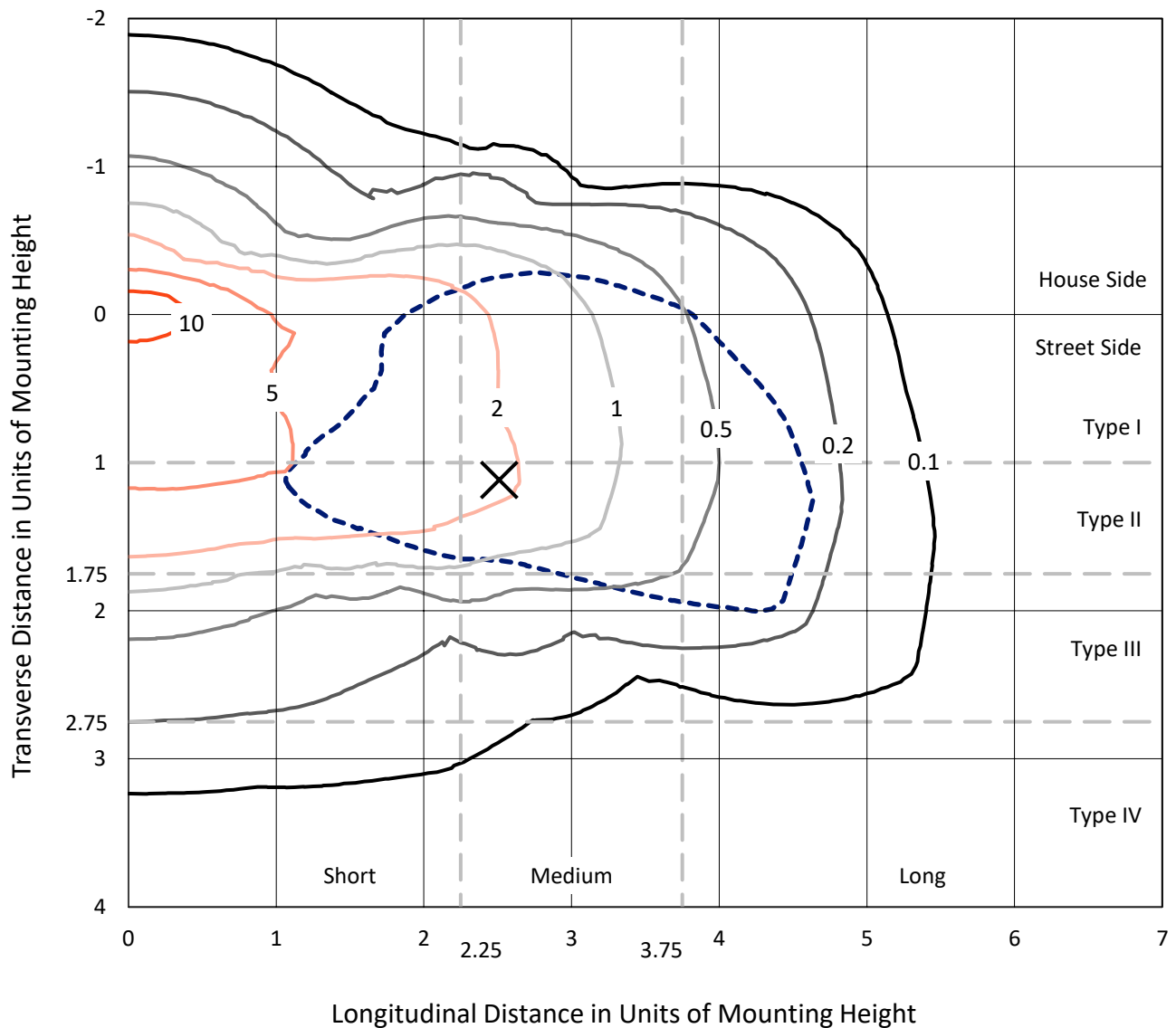
Lumens per Lamp: N/A
Luminaire Lumens: 13532.1 lumens
Efficiency: N/A
Efficacy: 126.9 lumens/watt
Luminous Opening: Rectangular (W 1' x L: 1' x H: 0')
IES Classification: Type III - Medium
BUG Rating: B2 - U0 - G3

Input Watts (W): 106.6
Input Voltage (V): 120
Input Current (Ain): NR
Voltage Rise (V): NR
Power Factor: NR
Total Harmonic Distortion (THDi): NR
Frequency (hertz): 60
Stabilization Time: NR
Operation Time: NR
Ambient Temperature (°C): NR
Test Distance: 25 FT

REPORT NUMBER: P671256
 CATALOG NUMBER: CCP-SA-2E-740-U-SL2

Iso-Footcandle Lines of Horizontal Illumination

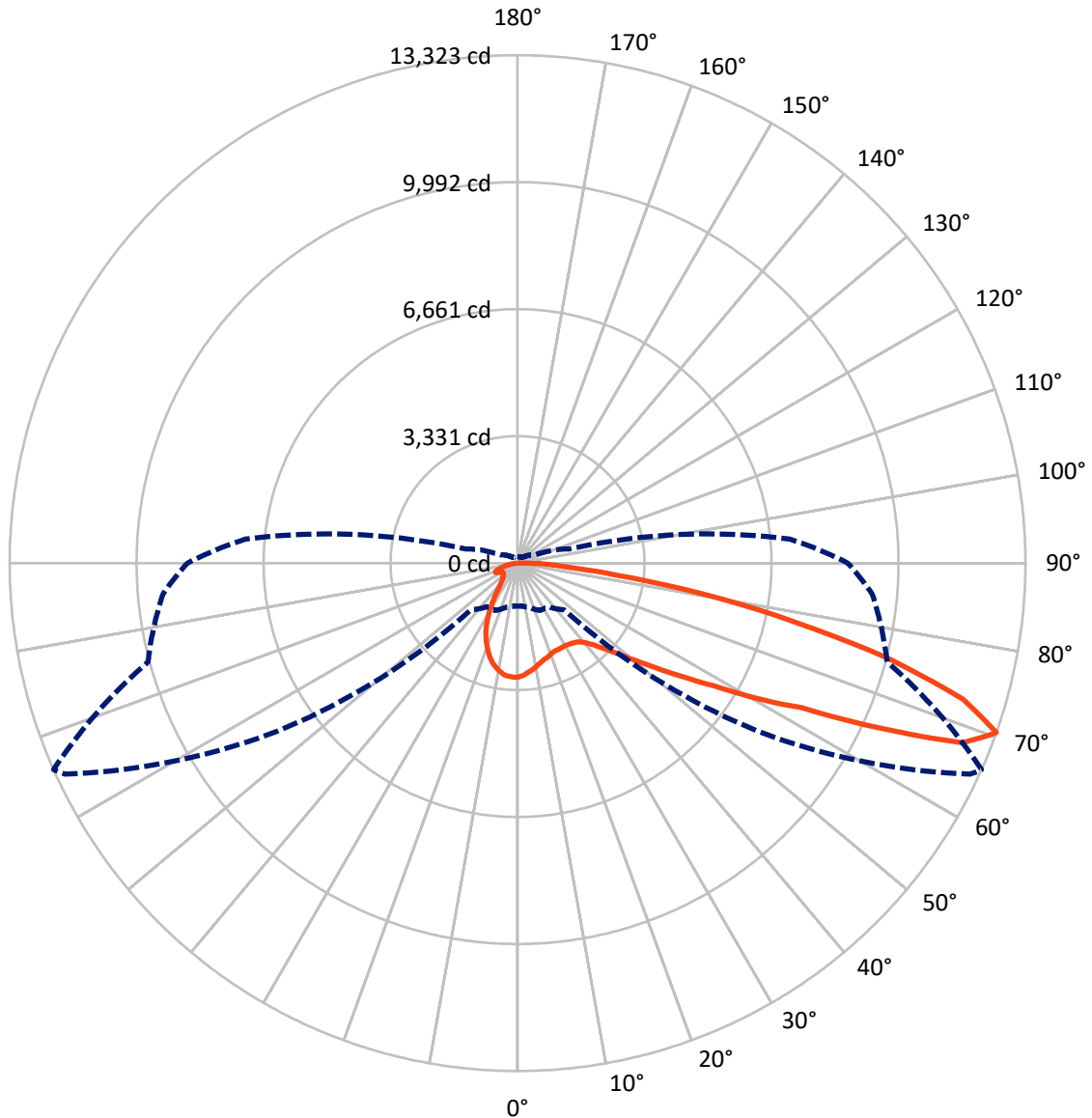
× Max cd
 - - - 1/2 Max cd



Based on 15 foot mounting height. Maximum calculated value = 13.3 fc
 Type III - Medium - N/A

REPORT NUMBER: P671256
CATALOG NUMBER: CCP-SA-2E-740-U-SL2

Luminous Intensity Polar Plot



— Vertical Plane Through 66-Deg Lateral - - - Horizontal Cone Through 70-Deg Vertical

REPORT NUMBER: P671256

CATALOG NUMBER: CCP-SA-2E-740-U-SL2

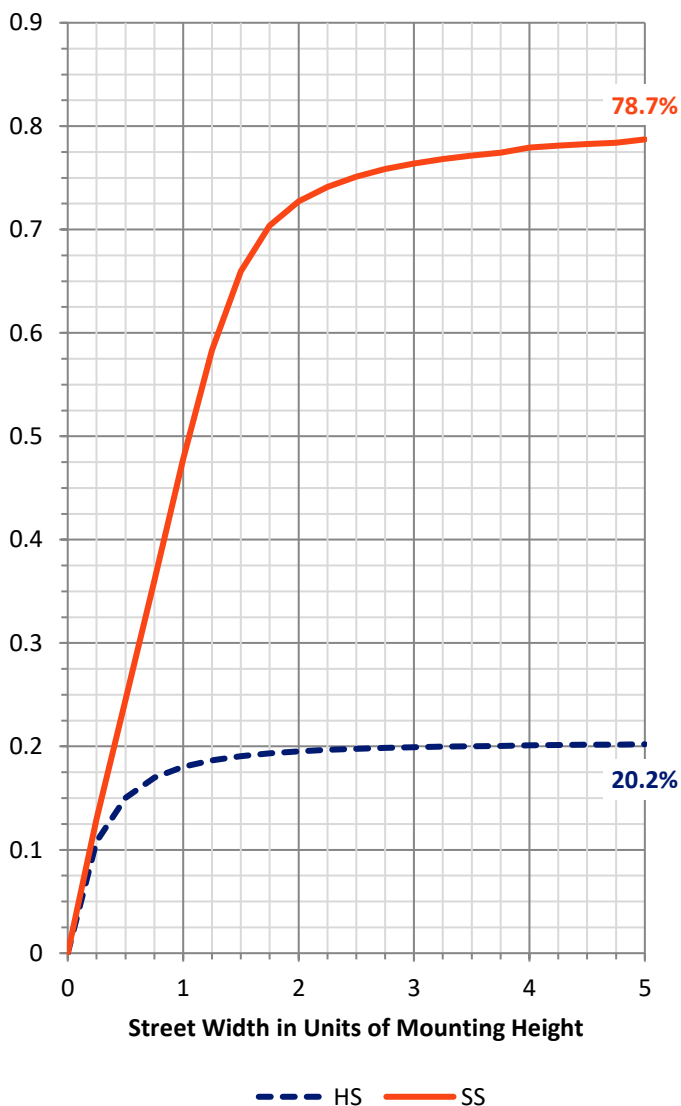
FLUX DISTRIBUTION:

		Downward	Upward	Total
House Side	Lumens	2769.8	0.0	2769.8
	% Fixture	20.5	0.0	20.5
Street Side	Lumens	10762.3	0.0	10762.3
	% Fixture	79.5	0.0	79.5
Total	Lumens	13532.1	0.0	13532.1
	% Fixture	100.0	0.0	100.0

Coefficient of Utilization

ZONAL LUMENS:

Zone	Lumens	% Fixture
0°-10°	264.3	2.0
10°-20°	650.8	4.8
20°-30°	893.7	6.6
30°-40°	1198.3	8.9
40°-50°	1738.6	12.8
50°-60°	2642.7	19.5
60°-70°	3263.9	24.1
70°-80°	2427.1	17.9
80°-90°	452.7	3.3
90°-100°	0.0	0.0
100°-110°	0.0	0.0
110°-120°	0.0	0.0
120°-130°	0.0	0.0
130°-140°	0.0	0.0
140°-150°	0.0	0.0
150°-160°	0.0	0.0
160°-170°	0.0	0.0
170°-180°	0.0	0.0
0°-90°	13532.1	100.0
0°-180°	13532.1	100.0



REPORT NUMBER: P671256

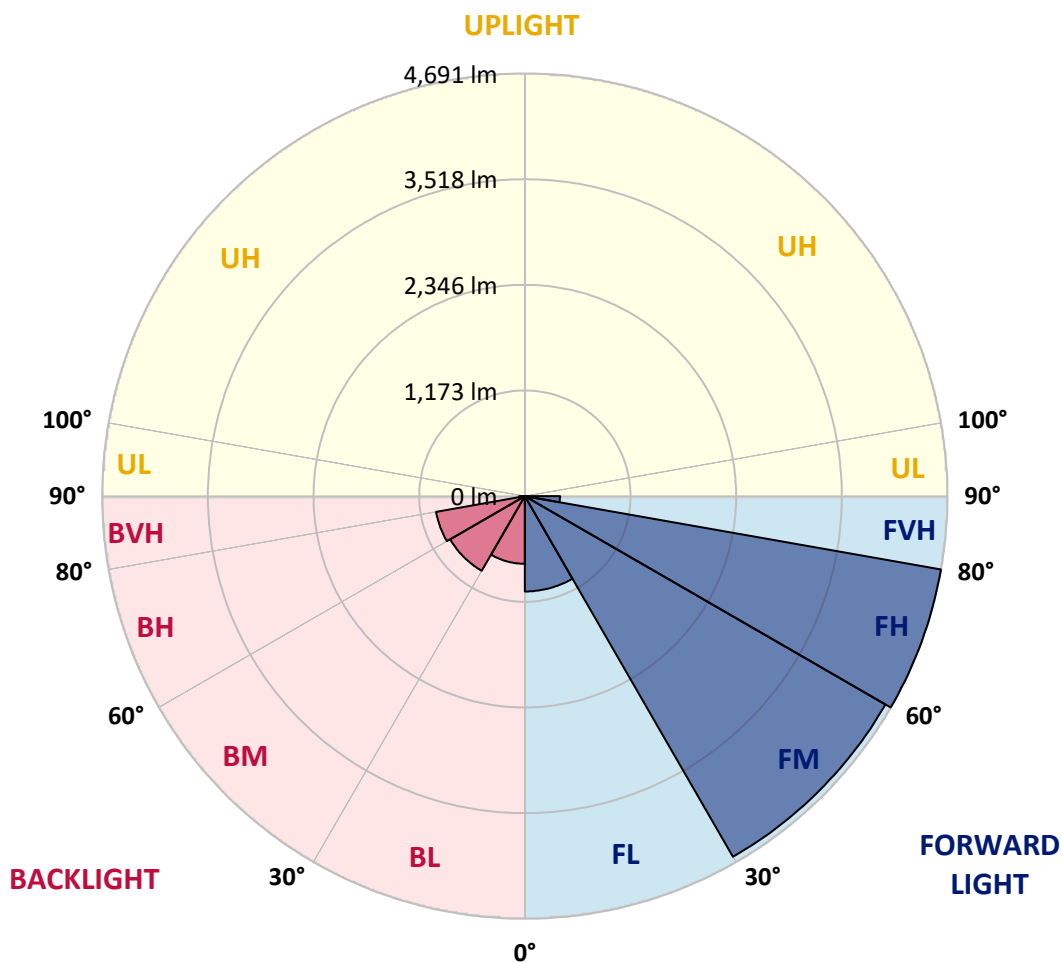
CATALOG NUMBER: CCP-SA-2E-740-U-SL2

LUMINAIRE CLASSIFICATION SYSTEM LUMEN TABLE AND BUG RATING:

Zone	Lumens	% Fixture	Zone Rating/Lumen Limit		
			B	U	G
FL (0°-30°)	1058.1	7.8			
FM (30°-60°)	4622.8	34.2			
FH (60°-80°)	4691.1	34.7			G2/5000
FVH (80°-90°)	390.2	2.9			G3/500
BL (0°-30°)	750.7	5.5	B2/1000		
BM (30°-60°)	956.8	7.1	B1/1000		
BH (60°-80°)	999.9	7.4	B2/1000		G2/1000
BVH (80°-90°)	62.5	0.5			G1/100
UL (90°-100°)	0.0	0.0		U0/0	
UH (100°-180°)	0.0	0.0		U0/0	

BUG Rating: B2-U0-G3

Type III Medium





REPORT NUMBER: P671256

CATALOG NUMBER: CCP-SA-2E-740-U-SL2

CANDELA DISTRIBUTION (FULL):

	0°	5°	15°	25°	35°	45°	55°	65°	66°	75°	85°
0°	2989.7	2989.7	2989.7	2989.7	2989.7	2989.7	2989.7	2989.7	2989.7	2989.7	2989.7
2.5°	2843.7	2858.8	2863.8	2873.9	2899.1	2919.2	2949.4	2964.5	2949.4	2969.5	2969.5
5°	2647.4	2627.3	2677.6	2697.7	2727.9	2768.2	2838.7	2894.0	2878.9	2939.3	2989.7
7.5°	2481.3	2481.3	2496.4	2541.7	2576.9	2637.3	2712.8	2798.4	2823.6	2904.1	2979.6
10°	2330.3	2350.5	2350.5	2420.9	2441.0	2511.5	2637.3	2743.0	2748.1	2884.0	2989.7
12.5°	2249.8	2239.7	2290.1	2310.2	2370.6	2441.0	2541.7	2672.6	2677.6	2823.6	2969.5
15°	2184.4	2194.4	2219.6	2269.9	2325.3	2380.7	2476.3	2597.1	2622.2	2793.4	2959.5
17.5°	2189.4	2194.4	2194.4	2229.7	2275.0	2340.4	2431.0	2571.9	2587.0	2753.1	2944.4
20°	2219.6	2199.5	2214.6	2229.7	2259.9	2320.3	2395.8	2516.5	2531.6	2748.1	2979.6
22.5°	2285.0	2269.9	2264.9	2259.9	2254.8	2290.1	2385.7	2486.3	2501.4	2722.9	2994.7
25°	2390.7	2385.7	2350.5	2315.2	2290.1	2290.1	2365.6	2511.5	2506.5	2722.9	3004.8
27.5°	2516.5	2516.5	2511.5	2446.1	2370.6	2330.3	2380.7	2501.4	2496.4	2722.9	3029.9
30°	2687.7	2687.7	2672.6	2612.2	2476.3	2360.5	2390.7	2491.4	2506.5	2702.8	3009.8
32.5°	2873.9	2868.9	2884.0	2828.6	2687.7	2501.4	2451.1	2511.5	2526.6	2722.9	3014.8
35°	3009.8	3040.0	3090.3	3040.0	2899.1	2647.4	2536.7	2551.8	2561.8	2727.9	3035.0
37.5°	3165.8	3201.0	3271.5	3311.8	3160.8	2868.9	2672.6	2617.2	2617.2	2793.4	3040.0
40°	3392.3	3357.1	3477.9	3548.3	3487.9	3140.6	2884.0	2738.0	2743.0	2878.9	3105.4
42.5°	3558.4	3593.6	3719.5	3845.3	3769.8	3472.8	3115.5	2934.3	2934.3	3004.8	3206.1
45°	3744.6	3784.9	3961.0	4112.0	4167.4	3870.4	3432.6	3216.1	3206.1	3251.4	3387.3
47.5°	3951.0	4006.3	4207.7	4383.8	4529.8	4283.2	3840.2	3558.4	3553.4	3588.6	3689.3
50°	4187.5	4207.7	4373.8	4695.9	4987.8	4831.8	4338.5	4041.6	4016.4	4031.5	4167.4
52.5°	4258.0	4242.9	4434.2	4781.4	5314.9	5501.2	5018.0	4590.2	4580.1	4544.9	4721.0
55°	4001.3	4051.6	4237.9	4680.8	5581.7	6291.4	5762.9	5340.1	5249.5	5153.9	5365.3
57.5°	3487.9	3493.0	3704.4	4227.8	5375.3	6945.7	7026.2	6074.9	6080.0	5823.3	6064.9
60°	2712.8	2697.7	2863.8	3336.9	4786.5	7147.0	8405.3	7247.6	7197.3	6492.7	6714.1
62.5°	1957.9	1927.7	1962.9	2239.7	3578.5	6840.0	9759.2	8561.3	8349.9	7177.2	7348.3
65°	1610.6	1625.7	1640.8	1655.9	2008.2	5642.1	10176.9	10705.4	10423.5	7977.4	8047.9
67.5°	1333.8	1343.8	1409.3	1499.9	1489.8	3331.9	9693.7	12688.4	12582.7	8969.0	8651.9
70°	1132.4	1127.4	1202.9	1369.0	1394.2	1731.4	7675.5	13096.1	13322.6	10036.0	9336.4
72.5°	906.0	916.0	981.5	1202.9	1369.0	1459.6	4419.1	12220.3	12215.3	10856.4	8969.0
75°	649.3	649.3	739.9	996.6	1323.7	1444.5	2446.1	9920.2	10106.4	10202.1	7781.2
77.5°	427.8	447.9	518.4	744.9	1243.2	1414.3	1550.2	7212.4	7443.9	7630.2	5954.1
80°	291.9	302.0	347.3	518.4	1051.9	1424.4	1268.3	4851.9	4942.5	4212.7	2415.9
82.5°	176.2	181.2	231.5	362.4	755.0	1353.9	1192.8	2677.6	2622.2	1273.4	694.6
85°	95.6	100.7	146.0	241.6	498.3	1182.8	1172.7	1313.6	1223.0	468.1	291.9
87.5°	35.2	35.2	65.4	120.8	286.9	810.3	1021.7	780.1	729.8	236.6	135.9
90°	0.0	0.0	0.0	0.0	0.0	0.0	0.0	0.0	0.0	0.0	0.0



REPORT NUMBER: P671256
 CATALOG NUMBER: CCP-SA-2E-740-U-SL2

CANDELA DISTRIBUTION (continued):

	90°	95°	105°	115°	125°	135°	145°	155°	165°	175°	180°
0°	2989.7	2989.7	2989.7	2989.7	2989.7	2989.7	2989.7	2989.7	2989.7	2989.7	2989.7
2.5°	2994.7	2994.7	2994.7	2994.7	2989.7	2969.5	2984.6	2979.6	2949.4	2954.4	2934.3
5°	2984.6	3009.8	2994.7	2974.6	2949.4	2889.0	2868.9	2853.8	2813.5	2798.4	2813.5
7.5°	3009.8	2989.7	2979.6	2944.4	2843.7	2788.3	2717.9	2632.3	2571.9	2556.8	2571.9
10°	3004.8	3004.8	2959.5	2858.8	2763.2	2602.1	2511.5	2360.5	2275.0	2249.8	2254.8
12.5°	2984.6	2999.7	2929.3	2768.2	2587.0	2390.7	2224.6	2063.6	1912.6	1852.2	1842.1
15°	3004.8	2989.7	2863.8	2657.5	2405.8	2134.0	1892.4	1655.9	1515.0	1424.4	1404.2
17.5°	2974.6	2959.5	2778.3	2506.5	2169.3	1822.0	1520.0	1263.3	1122.4	1087.1	1087.1
20°	3009.8	2914.2	2677.6	2325.3	1922.6	1479.7	1137.5	946.2	911.0	911.0	921.1
22.5°	3004.8	2904.1	2592.0	2149.1	1625.7	1117.3	845.6	790.2	795.2	835.5	830.5
25°	2974.6	2884.0	2471.2	1952.8	1313.6	840.5	699.6	684.5	719.7	765.0	760.0
27.5°	2969.5	2828.6	2360.5	1721.3	1001.6	664.4	609.0	609.0	644.2	684.5	679.5
30°	2939.3	2783.3	2224.6	1459.6	755.0	578.8	558.7	558.7	573.8	593.9	593.9
32.5°	2934.3	2722.9	2073.6	1187.8	604.0	523.4	513.4	518.4	518.4	528.5	523.4
35°	2894.0	2642.4	1917.6	921.1	523.4	493.2	483.2	478.1	478.1	473.1	473.1
37.5°	2878.9	2592.0	1756.5	714.7	488.2	468.1	458.0	442.9	437.9	437.9	432.8
40°	2894.0	2541.7	1600.5	578.8	458.0	447.9	432.8	412.7	407.7	407.7	407.7
42.5°	2949.4	2536.7	1439.5	503.3	442.9	427.8	407.7	387.5	382.5	387.5	382.5
45°	3075.2	2576.9	1283.4	468.1	422.8	407.7	382.5	367.4	362.4	367.4	367.4
47.5°	3281.6	2687.7	1142.5	447.9	407.7	387.5	362.4	347.3	347.3	347.3	347.3
50°	3623.8	2899.1	1006.6	432.8	397.6	372.4	347.3	327.2	322.1	322.1	327.2
52.5°	4137.2	3261.4	895.9	422.8	382.5	352.3	327.2	312.1	302.0	297.0	302.0
55°	4756.3	3789.9	860.7	412.7	362.4	337.2	312.1	291.9	281.9	281.9	276.8
57.5°	5420.6	4373.8	921.1	402.6	347.3	317.1	291.9	271.8	261.7	256.7	256.7
60°	6140.4	5063.3	1142.5	397.6	332.2	297.0	271.8	256.7	241.6	236.6	236.6
62.5°	6794.7	5687.4	1540.1	392.6	322.1	276.8	251.7	231.5	221.5	216.4	216.4
65°	7539.6	6382.0	1927.7	412.7	317.1	261.7	231.5	211.4	201.3	196.3	196.3
67.5°	8188.8	6985.9	2154.2	463.0	332.2	241.6	206.4	191.3	186.2	181.2	181.2
70°	8661.9	7172.2	1444.5	508.3	357.3	226.5	186.2	176.2	166.1	166.1	166.1
72.5°	8027.8	6402.1	855.6	478.1	337.2	211.4	166.1	156.0	151.0	151.0	146.0
75°	6865.1	5450.8	659.3	387.5	271.8	181.2	146.0	135.9	130.9	130.9	125.8
77.5°	5068.3	3905.7	488.2	307.0	211.4	146.0	125.8	120.8	115.8	110.7	110.7
80°	1983.0	1711.3	332.2	226.5	156.0	115.8	105.7	100.7	95.6	90.6	90.6
82.5°	614.0	518.4	191.3	151.0	110.7	90.6	85.6	80.5	75.5	70.5	70.5
85°	266.8	256.7	125.8	95.6	75.5	60.4	60.4	55.4	50.3	45.3	45.3
87.5°	130.9	125.8	70.5	45.3	40.3	30.2	30.2	25.2	20.1	20.1	20.1
90°	0.0	0.0	0.0	0.0	0.0	0.0	0.0	0.0	0.0	0.0	0.0

(END OF REPORT)